



La Waide Cie

" Les frères Bricolo "

Technical Rider

Update April 2019

This technical rider describes the ideal conditions for hosting the show.
Do not hesitate to contact Gilles ROBERT if your reception conditions are different.
We will find together the solutions in order for the show to run smoothly.

Gilles ROBERT – + 33 6 81 43 54 87 - gilles.robert75@gmail75

Stage

- Optimum dimensions: 6 m wide and 5 m deep. Minimum dimensions: 5 m wide by 4 m deep
- The floor should be perfectly smooth and black. If it is not smooth, it will imperatively be covered with black dance floor.
- At least a black backdrop. Black legs and border if it's possible.
- The darkness must be total on stage as in the house!

House

- Gauge maximum : **150 people if bleacher seating**. Without bleacher: 80 people.
- If the stage is on same level as audience you must create tiers. At least 3 heights of different seating. For example: floor mat, then small benches/chairs, then chairs.

Sound

- A little PA system. The required power should be measured according to the capacity of the venue. No need monitor.
- 2 HF body pack + 2 DPA 4060 lavalier microphones.
- The sound and light desks must be arranged side by side, they are used by the same technician!

Light

- The show must be pre-rigged patched and completely working before our arrival.
 - 1 DMX lighting board with memories, 24 channels and submasters.
 - 24 dimmers 2 kW and wiring.
 - You provide :
 - 11 P.C. 1kW
 - 02 Fresnel 1kW
 - 04 profile 1 kW zoom 16/35° type 614SX
 - 02 profile 1 kW zoom 28/54° type 613sx
 - 04 PAR 64 CP62
 - 03 PAR 56 300 W WFL
 - 02 PAR 16 50 W 30°
- Details, patch and light plot attached.

Hospitality

- Thanks for providing hot and cold drinks, dried fruits and towels.
- If it's possible a dressing rom equipped for 2 persons.

Planning

- The place of installation must be cleared upon arrival of the team.
 - Set up& focus : 4 hours.
 - Disassembly : 1 hour .
 - Duration of the show : 40 minutes.
-



La Waide Cie

" Les frères Bricolo "

Light

Update April 2019

- The device described below is an ideal implementation. We can adapt, to a certain extent, to more rudimentary conditions.
- Upon receipt of the plans of your venue (section plane appreciated!) and your equipment, we will send you a light plot very precisely adapted to your technical conditions.
- It is imperative that the equipment is pre-rigged patched and working completely before our arrival.
- A DMX lighting board with memories, 24 channels and submasters.
ETC congo Jr or Kid, ETC Express, ADB Liberty or Freedom, Lightcommander 24/848

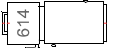
Fixtures	Qt	Accessories	Fixtures	Qt	Accessories
P.C. 1kW	11	6 Barndoors	PAR CP 62 (MFL)	04	
Fresnel 1kW	02	2 Folding stand 1.80m.	PAR 56 300W MFL	03	1 Folding stand 3.00 m. with barre
Profile 1 kW zoom 16/35°	04		PAR 16 50W 30°	02	2 Floor stand
Profile 1 kW zoom 28/54°	02				

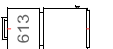
DMX	CIRCUIT	fixtures	GELS	FOCUS	Accessories	Rig
	1.	1 PC 1 kW	Rosco 119	Face jar	Barndoor (1)	FOH
	2.	2 PC 1 kW	Rosco 119	Centre	Barndoor (2)	FOH
	3.	1 PC 1 kW	Rosco 119	Face cour	Barndoor (1)	FOH
	4.	2 PC 1 kW	Rosco 119	Ratrapage lat.	Barndoor (2)	FOH
	5.	1 profile 16/35°	∅	Fenêtre jar	Frames	FOH
	6.	1 profile 16/35°	∅	Fenêtre cour	Frames	FOH
	7.	1 profile 16/35°	∅	Tour jar		Pipe
	8.	1 profile 16/35°	∅	Tour cour		Pipe
	9.	2 profiles 28/54°	∅	Douche monstre	Frames	Pipe
	10.	1 PAR CP 62	∅	Lat face		Pipe
	11.	1 PAR CP 62	∅	Lat face		Pipe
	12.	1 PAR CP 62	∅	Lat face		Pipe
	13.	1 PAR CP 62	∅	Lat face		Pipe
	14.	1 PC 1 kW	∅	Contre jar		Pipe
	15.	1 PC 1 kW	∅	Contre centre		Pipe
	16.	1 PC 1 kW	∅	Contre centre		Pipe
	17.	1 PC 1 kW	∅	Contre cour		Pipe
	18.	3 PAR 56 300W	∅	pieds	Folding stand 3.00 m. with barre	Floor
	19.	1 PC 1 kW	Rosco 119	Ratrapage centre		Pipe
	20.	1 PAR 16 50W 30°	∅		Floor stand (1)	Floor
	21.	1 PAR 16 50W 30°	∅		Floor stand (1)	Floor
	22.	1 Fresnel 1 kW	∅		Folding stand 1.80m. (1)	Floor
	23.	1 Fresnel 1 kW	∅		Folding stand 1.80m. (1)	Sol
	24.	Light house				

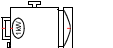


Les frères bricolo

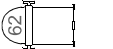
Update April 2019

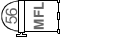
04 x  Profile 1 kW
zoom 16/35°

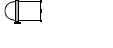
02 x  Profile 1 kW
Zoom 28/54°

11 x  PC 1 kW

02 x  Fresnel 1 kW

04 x  PAR CP 62 (MFL)

03 x  PAR 56 300W
(MFL)

02 x  PAR 16 50W 30°

20 Circuit number

R119 Gel ROSCO

Gilles ROBERT
+33 1 48 03 22 80
+33 6 81 43 54 87
gilles.robert75@gmail.com

